



2020 FINAL AMENDED BUDGET

2021 ADOPTED BUDGET

December 10, 2020

SOUTHWEST TRANSIT	
TABLE OF CONTENTS	
2020 FINAL AMENDED BUDGET AND	
2021 ADOPTED BUDGET	
	Page Number
2020 & 2021 Budget Assumptions	i-v
2021 Adopted Budget Summary	1
General Fund Summary of Revenues and Expenditures	2
Agency Fund Balance Reserves	3
General Fund - Revenue Summary	4
General Fund - Expenditures Summary	5
Budget Detail	6-10
State of Good Repairs/Asset Management & Debt Service Fund	11
Facility Maintenance Summary	12-15
2020 & 2021 Capital Costs of Operating and Other Capital Projects	16-19
Budgeted Employee Full Time Equivalent	20



SOUTHWEST TRANSIT

2020 Proposed Budget Amendments

GENERAL FUND

General Fund – The 2020 General Fund budget was adopted by the Commission in December, 2019. The budget was adopted assuming full service for the year. However, the 2020 operations were abruptly interrupted in March with the COVID 19 pandemic. SWT management responded with a reduction in services and staffing to match the reduction in ridership. The 2020 budget amendments reflect the effects of the ongoing pandemic as the year comes to a close.

The 2020 amended budget reflects that SWT received \$2,525,156 through the Metropolitan Council allocation of federal monies through the Cares Act funding. The Cares Act funding provides for the reimbursement of transportation services and fuel costs beginning January 20, 2020.

The 2020 amended budget for passenger fares is reduced by \$2,389,433 to \$646,167. Passenger fares after March have dropped to approximately 5% of the pre-pandemic collections. The amended passenger fare revenue budget also reflects the cancellation of the state fair.

The 2020 amended budget reduces the MVST and RAMVST by \$283,286 and \$38,879, respectively to reflect a slight decrease in the projected funding. The MVST and RAMVST collections through October are on budget and the seasonally adjusted sales tax collections in November and December should total the amended budget total of \$8,689,835.

The NTD funding of \$642,087 was included as both a revenue and expenditure in the amended operating budget as the NTD funding was made available for operations because of the pandemic.

The amended expenditure budget reduced the total operating expenditures by \$2,229,538 to \$10,404,937. The 2020 amended expenditures includes the reduction in both services and SWT staffing.

The amended 2020 General Fund budget projects an increase in fund balance. The increase in the fund balance can be attributed to 1) the proactive response of management in reducing both service levels and staffing to match a reduction in ridership, and 2) the Cares Act funding. It is anticipated the increase in fund balance is only temporary. The 2021 budget assumes the return to full service and staffing and the ridership returning to pre-COVID levels at some point in 2021.

2021 Proposed BUDGET ASSUMPTIONS

GENERAL FUND

General Fund – The General Fund is the general operating fund of SWT. It is used to account for all financial resources and transit expenditures except those required to be accounted for in another fund. The General Fund revenue budget consists primarily of the motor vehicle sales tax revenues and passenger fares. The General Fund expenditure budget includes the transit administration, operations and vehicle and facility maintenance activities. The General Fund revenue budget totals \$10,411,250 and the expenditure budget totals \$13,572,333. The expenditures exceed the revenue budget by \$3,161,083 and reduce the fund balance to 25.0% of the 2021 expenditures budget.

SWT reduced its 2020 operations in response to the COVID 19 pandemic starting in March, 2020. The amended 2020 General Fund operating budget reflects the dramatic decrease in ridership and the corresponding decrease in operating expenditures. The Cares Act reimbursement totaling \$2.5M from the Federal Government provided much needed assistance to support the operations in 2020. The 2021 General Fund budget anticipates the ridership levels and operations will return to pre-COVID 19 levels once again.

Fund Balance Reserves – In 2016, the Commission passed a General Fund Balance policy to maintain a fund balance of 25% to 35% of the current year's budgeted expenditures, consistent with policies established by the MC. The 2021 Proposed General Fund budget reduces the fund balance reserve from 50.3% at December 31, 2020 to 25.0% at the end of 2021.

General Fund Revenue

The 2021 General Fund revenue budget totals \$10,411,250. Southwest Transit prepared its General Fund budget using the following revenue assumptions:

- The Motor Vehicle Sales Tax Revenue (MVST) and Regional Allocated Motor Vehicle Sales Tax Revenue (RAMVST) is based on the Minnesota Department of Revenue projection of the sales tax to be collected for public transportation services in accordance with Minnesota Statutes. The 2021 MVST and RAMVST revenue forecast is based on 95% of the State's most recent revenue forecast and information received from the Metropolitan Council. The 2021 allocation of the MVST and RAMVST between the Metropolitan Council and the Suburban Transit Providers will remain the same as 2020.
- The combined MVST and RAMVST totaling \$8,347,750 included in the 2021 revenue budget is based on 95% of the State's most recent revenue projection. The 95% revenue factoring is consistent with the policy and recommendation of the Metropolitan Council. While sales tax collections have remained strong throughout 2020 both COVID 19 and the overall economy may affect future sales tax collections. The 2021 MVST and RAMVST revenue budget represents a 3.9% decrease from 2020.
- The MVST and RAMVST account for nearly 80% of the revenue necessary to finance the anticipated operations of SWT in 2021.

- Passenger fares are estimated at \$748,400 or 7.2% of total budgeted revenues. The 2021 estimate is 5% of the pre-COVID 19 ridership level and is based on the ridership information from April through September 2020. It is expected the current ridership levels will continue well into 2021. This estimate is substantially less than the original 2020 passenger fare revenue budget of \$3,035,600.
- Pass through expenditures are financed from grant reimbursements. 2021 grant reimbursements are expected from the CMAQ grant financing the Carver and 494 contract service (\$283,000) and 5307 NTD (\$784,000). SWT's 20% share of the CMAQ grant and the 494 corridor service is included in the operations expenditure budget.
- Other miscellaneous total \$195,500 and include advertising revenues primarily from bus wrap advertising.

General Fund Expenditures

Overall Expenditures

Staffing

The overall staffing for SWT was decreased during 2020 in response to the COVID 19 pandemic. These reductions are reflected in the proposed amendments to the 2020 budget. Th staff positions will be added back again in 2021 and are reflected in the proposed expenditure budget. The 2021 budgeted salaries have been increased by 3% and health insurance benefits are increased by 9% based on information received to date. The 2021 budget also includes the reassignment of current staff within the various departments.

Casualty, Liability and Workers Compensation Insurance

The insurance included in the 2020 amended budget were increased to reflect the increased premium cost. SWT met with its agent October 2020 to review the insurance coverage and premiums for 2021. The total premium is estimated at \$455,000 which is approximately 5% more than the 2020 premium costs. The premium is allocated to the various departments within the General Fund budget.

Capital Cost of Operating

These costs are best described as major capital expenditures for equipment and facility maintenance, repair and replacement that do not occur on an annual basis. The more significant items include technology upgrades, preventative maintenance assessments and additional vehicles and equipment.

Financing required for the capital cost of operations that exceed those funds available in the General Fund may be financed from funds in the Capital and Equipment Fund, Capital Cost Reserve, Development Fund or Federal Transportation funding (NTD) available thru the MC. The complete list of capital items scheduled for 2021 includes those items that will be financed by SWT sources. NTD funding is anticipated to finance an additional \$784,000 of SWT capital costs.

Administration

The Administration Department provides the management and support systems for the Agency. The Department includes the activities of the Commission, Administration, Financial and Budget Services, Payroll, Personnel, Risk Management and IT Services not charged to other departments. The administrative staff includes the CEO, Chief Administrative Officer, HR Administration and Payroll, Marketing and Customer Service Representatives and the Finance Department.

The 2021 administrative staff includes 7.00 Full-time Equivalents (FTE's), an increase of 1.0 FTEs from the 2020 amended budget. This staff increase is in response to the service level increases expected after the pandemic. The 2021 proposed administrative budget totals \$1,406,292, an increase \$126,192 or 9.9% from the 2020 administrative amended budget total of \$1,280,100.

Operations

The 2020 amended budget totals \$4,589,000 and the 2021 proposed budget totals \$6,469,290, an increase of \$1,880,290 or an increase of 41.0% from the 2020 amended budget. The 2021 budget reflects the gradual return of service to the pre-COVID 19 pandemic levels. It is expected the current service levels will continue until ridership levels begin to increase and the demand for additional service returns. Current service levels will continue through March 2021 before service levels will be reevaluated.

Included in the operations budget for 2021 is the cost of 494 corridor expansion. This cost includes the addition of several Prime vehicles (100% share is funded by federal and Metropolitan Council resources) and the related contractual and operating cost (SWT share is 20%) of the new services.

If there is any additional revenue available (MVST, RAMVST or State Appropriation) or increased demand for services returns, SWT will use the revenue to continue to restore service reductions of prior years.

Fuel Cost - The 2021 diesel fuel cost estimate is \$460,350. The cost per gallon is estimated at \$2.45 for 2021. The diesel fuel cost has fluctuated since 2016 and actual cost per gallon in 2020 has fluctuated but has averaged \$2.24 in 2020 year-to-date.

The gas budget has also decreased to \$108,000 and is based on current service levels. As the Prime service has increased the vehicles replaced and added to the SWT fleet are gas vehicles rather than diesel vehicles which are more fuel efficient. The fuel and gas cost estimates of \$2.75 per gallon are based on the 2020 estimated service miles driven plus the new service expected to be added in 2021.

Contracted Purchased Services – The 2021 operating budget for contracted services has increased to \$4,463,250 and is approximately 30% higher than the level in the 2020 amended budget. The 2021 contracted service total also includes the 20% share of the new 494 corridor service.

Other-The operations staffing is 7.0 FTE compared to 5.50 FTEs currently. The 2020 adopted budget included 7.50 FTE and was reduced by 2.0 FTE due to the COVID pandemic.

Vehicle Maintenance

The Vehicle Maintenance budget for 2021 is \$1,927,656 compared to the 2020 amended budget of \$1,802,800, an increase of 6.9%. The vehicle maintenance staff was reduced due to the reduced service levels but will increase in 2021. The 2020 adopted budget included 12.50 FTE and its reduced to 11.50 FTE in the proposed 2021 budget.

Facilities

The Facility Maintenance budget for 2021 is \$1,438,100 compared to an amended 2020 budget totaling \$1,332,150, an increase of 8.0%. The 2020 adopted budget included 9.0 FTE and will remain at 9.50 FTE in the proposed 2021 budget.

DEBT SERVICE FUNDS

Debt Service Funds - The debt service funds are used to accumulate the resources for, and the payment of the general long-term debt principal, interest and related costs. The SWT debt includes just one bond issue. The Commission approved the transfer of funds from the SW Development fund sufficient to finance all debt service principal and interest payments for the life of the bond issue. This money may be transferred to an irrevocable trust by the end of the current year. As a result, the SWT financial statements would not report either the debt outstanding or the assets pledged for the debt retirement.

CAPITAL PROJECTS FUNDS

Capital Project Funds – The only capital projects activities of SWT are accounted for in the Capital and Equipment, Relocation Capital Fund (related to the SWLRT agreement), and Development Funds which are used to account for the accumulation of resources to be used for acquisition, construction and maintenance of SWT property, plant and equipment. The Commission has established Capital Projects Funds to finance the future repair and maintenance costs to assure the SWT assets are maintained in a state of good repair. All capital projects fund are combined into one fund in 2021.

**SOUTHWEST TRANSIT
2021 ADOPTED BUDGET**

2021 Budget Summary

<u>Fund</u>	<u>Revenue</u>	<u>Expenditures</u>	<u>Transfers</u>	<u>Contribution (Use) of Fund Balance</u>	<u>Amended Budget Fund Balance 1/1/21</u>	<u>Projected Ending Fund Balance 12/31/21</u>
General fund	\$ 10,411,250	\$ 13,572,333	\$ -	\$ (3,161,083)	\$ 6,607,558	\$ 3,446,476
Capital projects funds						
State of Good Repairs/ Asset Management	378,021	3,230,000	-	(2,851,979)	4,927,323	2,075,344
Total	<u>\$ 10,789,271</u>	<u>\$ 16,802,333</u>	<u>\$ -</u>	<u>\$ (6,013,062)</u>	<u>\$ 11,534,881</u>	<u>\$ 5,521,820</u>

SOUTHWEST TRANSIT
2020 FINAL AMENDED BUDGET AND
2021 ADOPTED BUDGET (With Increase services)

General Fund Summary of Revenues and Expenditures

	Actual 2019	2020 Adopted Budget	Amendments	2020 Final Amended Budget	YTD June 2020	2021 Adopted Budget	Percent Change to 2020 Amended	Percent Change to 2021 Adopted	Percent Change 2020 Final Amended to 2021 Adopted
REVENUES									
Intergovernmental revenue									
Motor Vehicle Excise Tax (MVST)	\$ 7,569,170	\$ 7,606,000	\$ (283,286)	\$ 7,322,714	\$ 3,329,185	\$ 7,034,450	-3.7%	-7.5%	-3.9%
RAMVST	1,411,843	1,406,000	(38,879)	1,367,121	621,545	1,313,300	-2.8%	-6.6%	-3.9%
State Appropriations GF	141,617	-	-	-	-	283,000	-	-	162.58.4%
CMAQ Grant	46,350	-	1,730	1,730	1,730	-	-	-	-100.0%
CARES ACTS 5307	-	-	2,525,156	2,525,156	-	-	-	-	22.1%
5307 NTD Funding	-	-	642,087	642,087	-	784,000	-	-	15.8%
Passenger fares	2,977,194	3,035,600	(2,389,433)	646,167	574,700	748,400	-78.7%	-75.3%	-
Miscellaneous revenue									
Contracted Revenue	75,112	70,000	(45,000)	25,000	16,577	33,600	-64.3%	-52.0%	34.4%
Advertising and concessions	267,587	165,000	(79,500)	85,500	46,785	195,500	-48.2%	18.5%	128.7%
Interest on investments	71,129	10,000	-	10,000	11,267	10,000	0.0%	0.0%	0.0%
Miscellaneous other	132,282	45,000	(36,000)	9,000	5,247	9,000	-80.0%	-80.0%	0.0%
Total revenues	12,692,284	12,337,600	296,875	12,634,475	4,607,037	10,411,250	2.4%	-15.6%	-17.6%
EXPENDITURES									
Administration	1,436,837	1,470,800	(190,700)	1,280,100	619,621	1,406,292	-13.0%	-4.4%	9.9%
Operations	6,791,240	7,427,300	(2,838,300)	4,589,000	2,436,575	6,469,290	-38.2%	-12.9%	41.0%
Vehicle maintenance	2,033,522	2,189,000	(386,200)	1,802,800	822,983	1,927,656	-17.6%	-11.9%	6.9%
Facility maintenance	1,225,179	1,402,150	(70,000)	1,332,150	644,849	1,438,100	-5.0%	2.6%	8.0%
Related capital cost of operations	723,000	546,600	212,200	758,800	144,519	1,546,995	38.8%	183.0%	103.9%
5307 NTD Funding	-	-	642,087	642,087	-	784,000	-	-	22.1%
Total expenditures	12,209,778	13,035,850	(2,630,913)	10,404,937	4,668,548	13,572,333	-20.2%	4.1%	30.4%
Revenues Over/(Under) Expenditures	482,506	(698,250)	2,927,788	2,229,538	(61,511)	(3,161,083)			
Other Financing Sources (Uses)									
Insurance Recoveries	60,593	-	-	-	-	-			
Transfer In/(Out)	(455,690)	-	-	-	-	-			
Total Other Financing Sources (Uses)	(395,097)	-	-	-	-	-			
Net change in fund balance	87,409	(698,250)	-	2,229,538	-	(3,161,083)			
Fund Balance - January 1	4,290,610	4,378,020	-	4,378,020	-	6,607,558			
Estimated Fund Balance - December 31	\$ 4,378,020	\$ 3,679,770	\$ -	\$ 6,607,558	\$ -	\$ 3,446,476			
<i>Fund Balance as a % of 2020 Adopted Budget</i>		28.2%		50.7%					
<i>Fund Balance as a % of Estimated 2021 Budget</i>						25.4%			

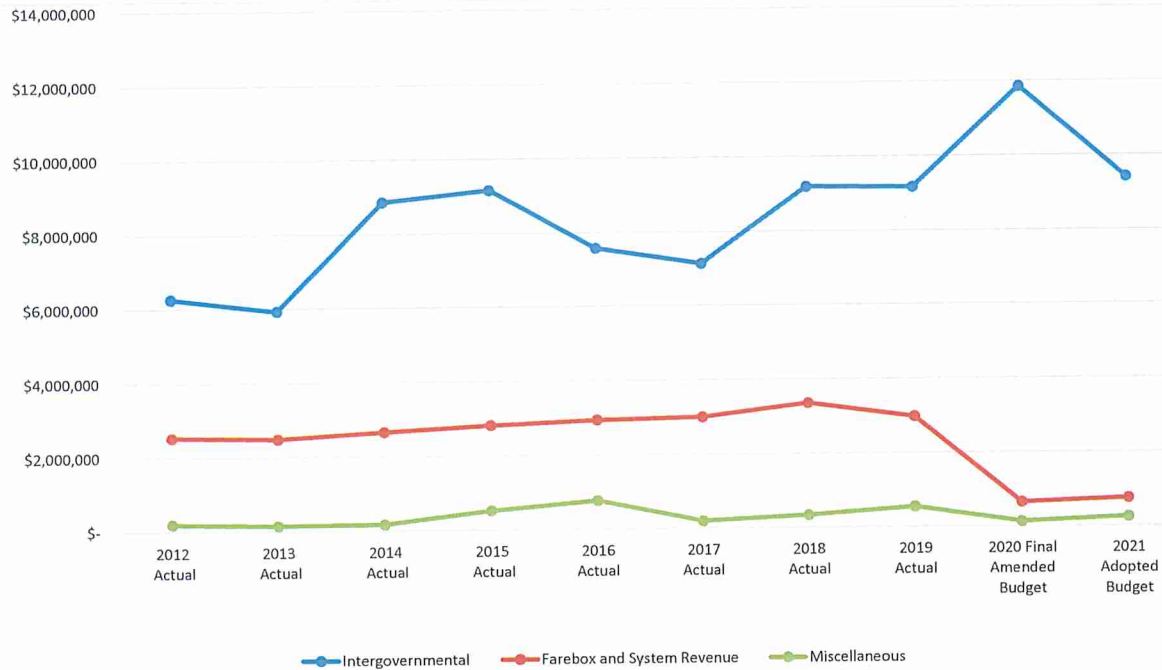
SouthWest Transit
Agency Fund Balance Reserves for 2021 Adopted budget

As of December 2020	General Fund	Capital State of Good Repairs/Asset Management	Total
Estimated Fund balance reserve end of 2020	6,607,558	4,927,323	11,534,881
Estimated Net Change in Fund Balance Per 2021 proposed budget	\$ (3,161,083)	\$ (2,851,979)	\$ (6,013,062)
Estimated Fund Balance, EOY 2021	\$ 3,446,476	\$ 2,075,344	\$ 5,521,820

SOUTHWEST TRANSIT
2020 FINAL AMENDED BUDGET AND
2021 ADOPTED BUDGET

General Fund (100) - Revenue Summary

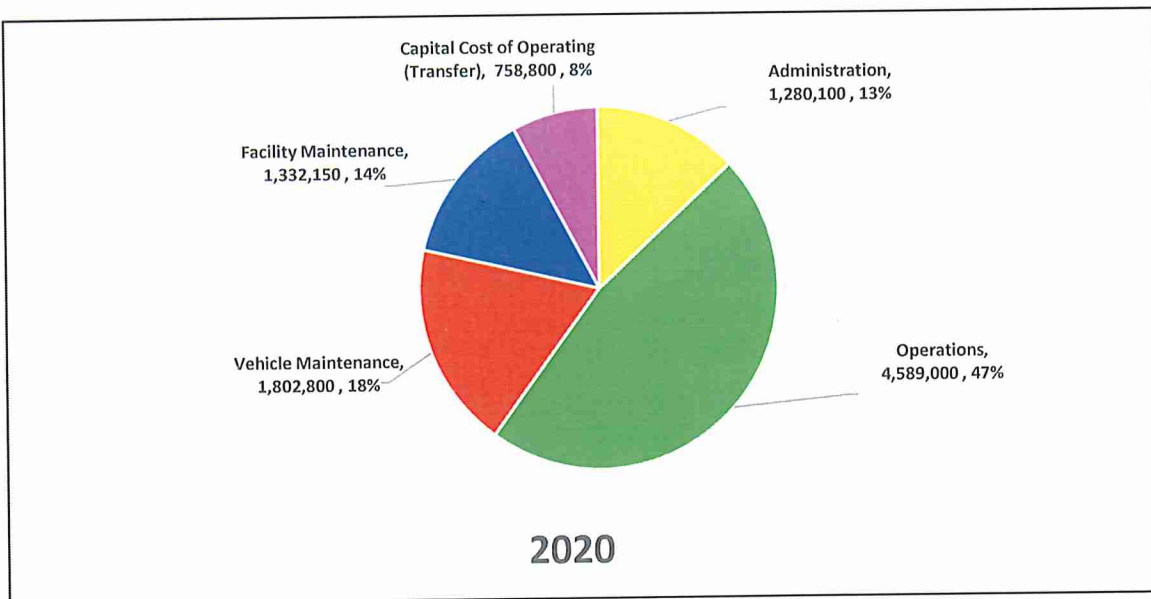
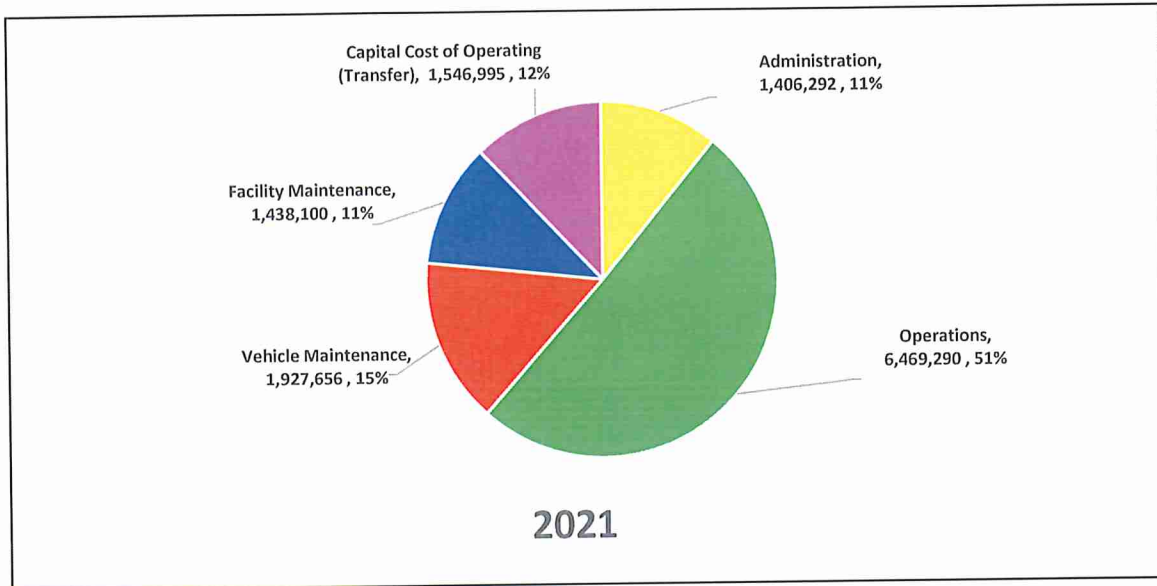
OBJECT ACCOUNT	DESCRIPTION	Actual 2019	2020 Adopted Budget	Amendments	2020 Final Amended Budget	YTD June 2020	2021 Adopted Budget
REVENUES							
Intergovernmental revenue (350)							
4062	Motor Vehicle Excise Tax (MVST)	\$ 7,569,170	\$ 7,606,000	\$ (283,286)	\$ 7,322,714	\$ 3,329,185	\$ 7,034,450
4063	RAMVST	1,411,843	1,406,000	(38,879)	1,367,121	621,545	1,313,300
4064	State Appropriations GF	141,617	-	-	-	-	-
4043	CMAQ Grants	46,350	-	1,730	1,730	1,730	283,000
4046	CARES ACTS 5307	-	-	2,525,156	2,525,156	-	-
4134	5307 NTD Funding	-	-	642,087	642,087	-	784,000
		<u>9,168,980</u>	<u>9,012,000</u>	<u>2,846,808</u>	<u>11,858,808</u>	<u>3,952,460</u>	<u>9,414,750</u>
Farebox and system revenue							
4010	Passenger fares	2,977,194	3,035,600	(2,389,433)	646,167	574,700	748,400
		<u>2,977,194</u>	<u>3,035,600</u>	<u>(2,389,433)</u>	<u>646,167</u>	<u>574,700</u>	<u>748,400</u>
Miscellaneous revenue							
4082	Contracted revenue	75,112	70,000	(45,000)	25,000	16,577	33,600
4092	Advertising & concessions	267,587	165,000	(79,500)	85,500	46,785	195,500
4102	Interest on Investments	71,129	10,000	-	10,000	11,267	10,000
4134	Miscellaneous Revenue	132,282	45,000	(36,000)	9,000	5,247	9,000
		<u>546,110</u>	<u>290,000</u>	<u>(160,500)</u>	<u>129,500</u>	<u>79,876</u>	<u>248,100</u>
	Total 100 REVENUES	<u>\$ 12,692,284</u>	<u>\$ 12,337,600</u>	<u>\$ 296,875</u>	<u>\$ 12,634,475</u>	<u>\$ 4,607,037</u>	<u>\$ 10,411,250</u>



SOUTHWEST TRANSIT
2020 FINAL AMENDED BUDGET AND
2021 ADOPTED BUDGET

General Fund (100) - Expenditures Summary

	Actual 2019	2020 Adopted Budget	Amendments	2020 Final Amended Budget	YTD June 2020	2021 Adopted Budget
EXPENDITURES						
Administration	\$ 1,436,837	\$ 1,470,800	\$ (190,700)	\$ 1,280,100	\$ 619,621	\$ 1,406,292
Operations	6,791,240	7,427,300	(2,838,300)	4,589,000	2,436,575	6,469,290
Vehicle maintenance	2,033,522	2,189,000	(386,200)	1,802,800	822,983	1,927,656
Facility maintenance	1,225,179	1,402,150	(70,000)	1,332,150	644,849	1,438,100
Related capital cost of operations	723,000	546,600	212,200	758,800	144,519	1,546,995
5307 NTD Funding	-	-	642,087	642,087	-	784,000
	<u>12,209,778</u>	<u>13,035,850</u>	<u>(2,630,913)</u>	<u>10,404,937</u>	<u>4,668,548</u>	<u>13,572,333</u>
Total 100 EXPENDITURES	<u>\$ 12,209,778</u>	<u>\$ 13,035,850</u>	<u>\$ (2,630,913)</u>	<u>\$ 10,404,937</u>	<u>\$ 4,668,548</u>	<u>\$ 13,572,333</u>



SOUTHWEST TRANSIT
2020 FINAL AMENDED BUDGET AND
2021 ADOPTED BUDGET

General Fund (100)

BUSINESS UNIT	OBJECT ACCOUNT	DESCRIPTION	2020			2020 Final Amended Budget	YTD June 2020	2021 Adopted Budget
			Actual 2019	Adopted Budget	Amendments			
REVENUES								
100300	4015	Route 682 Fares	\$ 397,891	\$ 355,300	\$ (354,821)	\$ 480	\$ 480	\$ 250,000
100300	4016	Route 690 Fares	962,586	983,900	(782,900)	201,000	196,457	20,000
100300	4017	Route 691 Fares	7,378	-	-	-	-	-
100300	4018	Route 692 Fares	31,148	-	-	-	-	-
100300	4019	Route 695 Fares	231,762	257,600	(209,447)	48,153	48,153	-
100300	4020	Route 699 Fares	354,942	444,200	(372,851)	71,349	71,349	-
100300	4021	Route 698 Fares	429,861	437,900	(323,726)	114,174	99,086	40,000
100300	4022	Route 697 Fares	240,924	200,000	(130,447)	69,553	69,553	-
100300	4023	Route 600 Fares	7,535	51,300	(37,300)	14,000	8,027	10,000
100300	4024	Route 602 Fares	5,498	22,600	(17,942)	4,658	4,658	-
100300	4025	SW Flex - Shuttle 602	13,730	-	-	-	-	225,000
100300	4026	SW Flex - Red 600	33,623	-	-	-	-	-
100301	4027	SW Prime	260,316	282,800	(160,000)	122,800	76,936	203,400
100300	4082	Local Contracted Service	75,112	70,000	(45,000)	25,000	16,577	33,600
100350	4043	CMAQ	-	-	-	-	-	214,000
100350	4044	CMAQ TMA Grant	46,350	-	1,730	1,730	1,730	69,000
100350	4046	CARES ACTS 5307	-	-	2,525,156	2,525,156	-	-
100350	4062	Motor Vehicle Excise Tax (MVST)	7,569,170	7,606,000	(283,286)	7,322,714	3,329,185	7,034,450
100350	4063	RAMVST	1,411,843	1,406,000	(38,879)	1,367,121	621,545	1,313,300
100350	4064	State Appropriations GF	141,617	-	-	-	-	-
100350	4065	Met Council Grants	-	-	-	-	-	-
100350	4066	State Fuel Tax Refund	15,708	-	9,000	9,000	5,047	9,000
100350	4067	State Grant Funding	18,000	-	-	-	-	-
100350	4084	Exp Reimb from Met Council	-	-	-	-	-	-
100320	4092	Advertising Revenues	241,829	165,000	(85,000)	80,000	41,250	195,000
100320	4093	Concessions	802	-	-	-	-	500
100320	4094	Rental Program	24,956	-	5,500	5,500	5,535	-
100320	4102	Interest on Investments	71,129	10,000	-	10,000	11,267	10,000
100320	4134	Miscellaneous Revenue	98,574	45,000	(45,000)	-	200	-
100350	4134	5307 NTD Schedule	-	-	642,087	642,087	-	784,000
Total 100 REVENUES			\$ 12,692,284	\$ 12,337,600	\$ 296,875	\$ 12,634,475	\$ 4,607,037	\$ 10,411,250
Total 100 EXPENDITURES			\$ 12,209,778	\$ 13,035,850	\$ (2,630,913)	\$ 10,404,937	\$ 4,668,548	\$ 13,572,333
Revenues Over/(Under) Expenditures			\$ 482,506	\$ (698,250)	\$ 2,927,788	\$ 2,229,538	\$ (61,511)	\$ (3,161,083)
Other Financing Sources (Uses)								
Insurance Recoveries			60,593	-	-	-	-	-
Transfer In/(Out)			(455,690)	-	-	-	-	-
Total Other Financing Sources (Uses)			\$ (395,097)	\$ -	\$ -	\$ -	\$ -	\$ -
Net change in fund balance			\$ 87,409	\$ (698,250)	\$ -	\$ 2,229,538	\$ -	\$ (3,161,083)
Fund Balance - January 1			4,290,610	4,378,020	-	4,378,020	-	6,607,558
Estimated Fund Balance - December 31			\$ 4,378,020	\$ 3,679,770	\$ -	\$ 6,607,558	\$ -	\$ 3,446,476
Fund Balance as a % of 2020 Adopted Budget				28.2%		50.7%		
Fund Balance as a % of Estimated 2021 Budget								25.4%
Transfer to Capital Fund - State of Good Repairs/Asset Management							\$	53,392

SOUTHWEST TRANSIT
2020 FINAL AMENDED BUDGET AND
2021 ADOPTED BUDGET

General Fund (100)

BUSINESS UNIT	OBJECT ACCOUNT	DESCRIPTION	Actual 2019	2020 Adopted Budget	Amendments	2020 Final Amended Budget	YTD June 2020	2021 Adopted Budget
EXPENDITURES								
ADMINISTRATION (100400)								
100400	6003	Regular Salaries and Wages	\$ 629,982	\$ 649,100	\$ (110,000)	\$ 539,100	\$ 279,808	\$ 641,400
100400	6007	PTO Payout	-	-	20,000	20,000	10,808	20,000
100400	6008	Overtime	879	-	-	-	1,281	-
100400	6017	Employer FICA	-	46,600	(2,300)	44,300	22,123	49,100
100400	6018	Employer PERA	-	45,100	(1,300)	43,800	21,910	47,300
100400	6019	Employer Health & Dental	-	103,300	(59,000)	44,300	22,084	56,400
100400	6020	Unemployment Compensation	-	-	-	-	-	5,000
100400	6022	Auto Allowance	-	8,544	-	8,544	4,272	8,600
100400	6023	Tuition Reimbursement	2,552	2,000	-	-	2,000	2,000
100400	6024	Other Employer Benefits	175,350	10,800	(600)	10,200	5,101	12,100
		Total Personal Services	808,763	865,444	(153,200)	712,244	367,387	841,900
100400	6037	Professional Service - Legal	70,343	65,000	10,000	75,000	37,737	75,000
100400	6038	Professional Service-Technical	154,298	74,400	-	74,400	22,482	63,816
100400	6040	Professional Service-Payroll S	-	33,500	-	33,500	16,926	32,800
100400	6042	Professional Service-Other	-	54,000	-	54,000	25,969	86,100
100400	6057	Office Supplies	6,981	5,000	-	5,000	4,474	5,000
100400	6058	Postage & Shipping	2,790	3,000	-	3,000	1,040	2,000
100400	6059	Printing Costs	582	1,200	-	1,200	1,319	1,500
100400	6060	Small Tools & Equipment	3,450	5,000	-	5,000	800	5,000
100400	6061	Office Equipment Maintenance	4,574	9,000	-	9,000	709	5,000
100400	6062	Software Maintenance Contract	10,009	19,100	-	19,100	5,020	19,100
100400	6067	Memberships and Dues	11,699	12,000	-	12,000	2,152	5,000
100400	6068	Mileage and Parking	9,294	2,456	-	2,456	245	1,000
100400	6069	Meetings Training & Conference	37,702	30,000	(7,500)	22,500	8,517	20,000
100400	6070	STA Charges	17,434	17,500	-	17,500	17,583	17,600
100400	6071	Advertising and Marketing	246,426	223,000	(40,000)	183,000	91,729	187,000
100400	6072	Employment Advertisements	-	2,500	-	2,500	-	-
100400	6075	Employee Events & Training	4,396	5,000	-	5,000	946	5,000
100400	6076	Merchant Fees	-	17,500	-	17,500	3,617	8,000
100400	6077	Other Administrative Charges	24,673	2,500	-	2,500	444	1,000
100400	6091	Communications	1,397	1,100	-	1,100	1,060	1,600
		Total Administrative Charges	606,048	582,756	(37,500)	545,256	242,766	541,516
100400	6142	Lease/Rentals - Office Equipmt	10,763	12,400	-	12,400	4,361	10,800
100400	6172	Property/Auto/Liability	7,924	6,700	-	6,700	3,358	7,000
100400	6173	Worker's Compensation Insurance	3,339	3,500	-	3,500	1,749	5,076
		Total Operating & Insurance	22,026	22,600	-	22,600	9,467	22,876
		Total Operating Costs	1,436,837	1,470,800	(190,700)	1,280,100	619,621	1,406,292
100400	6207	Capital Costs of Operating	10,950	-	-	-	-	30,000
		Total Administration Expenditures	\$ 1,447,787	\$ 1,470,800	\$ (190,700)	\$ 1,280,100	\$ 619,621	\$ 1,436,292

SOUTHWEST TRANSIT
2020 FINAL AMENDED BUDGET AND
2021 ADOPTED BUDGET

General Fund (100)

BUSINESS UNIT	OBJECT ACCOUNT	DESCRIPTION	Actual 2019	2020 Adopted Budget	Amendments	2020 Final Amended Budget	YTD June 2020	2021 Adopted Budget
EXPENDITURES								
OPERATIONS (100420)								
100420	6003	Regular Salaries and Wages	\$ 443,331	\$ 459,500	\$ (73,000)	\$ 386,500	\$ 193,068	\$ 434,000
100420	6004	Special Event Salaries and Wag	263,329	250,000	(245,000)	5,000	(1,254)	250,000
100420	6005	Wages - Part-Time	-	-	-	-	21,759	10,000
100420	6006	Dispatch Salaries & Wages	81,168	112,300	-	112,300	51,320	114,100
100420	6007	PTO Payout	-	-	14,000	14,000	7,074	40,000
100420	6008	Overtime	1,926	-	-	-	1,237	-
100420	6017	Employer FICA	-	61,325	(25,000)	36,325	18,118	61,900
100420	6018	Employer PERA	-	41,900	(3,800)	38,100	19,054	42,500
100420	6019	Employer Health & Dental	-	108,700	(53,400)	55,300	27,671	92,000
100420	6020	Unemployment Compensation	476	-	-	-	-	10,000
100420	6021	Uniforms Allowance	-	-	-	-	48	-
100420	6022	Auto Allowance	-	2,100	-	2,100	1,050	2,100
100420	6023	Tuition Reimbursement	-	-	-	-	-	-
100420	6024	Other Employer Benefits	170,094	11,175	-	11,175	3,551	10,400
		Total Personal Services	960,324	1,047,000	(386,200)	660,800	342,696	1,067,000
100420	6038	Professional Service-Technical	-	-	-	-	8,500	50,000
100420	6057	Office Supplies	1,625	3,200	-	3,200	-	3,200
100420	6058	Postage & Shipping	18	-	-	-	-	-
100420	6059	Printing Costs	14,706	15,000	(10,000)	5,000	169	5,000
100420	6060	Small Tools & Equipment	178	1,000	-	1,000	-	1,000
100420	6061	Office Equipment Maintenance	7,560	6,000	-	6,000	2,043	6,000
100420	6062	Software Maintenance Contract	172,637	173,100	-	173,100	56,066	169,860
100420	6065	Radio Services & Supplies	3,437	4,000	-	4,000	1,875	4,000
100420	6067	Memberships and Dues	-	-	2,280	2,280	2,280	2,280
100420	6068	Mileage and Parking	2,944	1,400	-	1,400	130	500
100420	6069	Meetings Training & Conference	22,526	31,500	(15,000)	16,500	1,560	5,000
100420	6073	Miscellaneous-Special Event	34,726	35,000	(35,000)	-	-	30,000
100420	6077	Other Administrative Charges	43,359	48,000	(35,000)	13,000	8,953	3,250
100420	6091	Communications	2,525	2,400	-	2,400	1,200	2,400
		Total Administrative Charges	306,241	320,600	(92,720)	227,880	82,775	282,490
100420	6118	Driver Uniforms	23,403	25,000	(11,380)	13,620	2,432	50,000
100420	6124	Motor Fuel - Diesel	796,985	820,000	(479,000)	341,000	216,576	460,350
100420	6125	Motor Fuel - Gasoline	131,175	287,000	(207,000)	80,000	51,142	108,000
100420	6132	Contracted Purchase of Service	4,205,336	4,562,000	(1,662,000)	2,900,000	1,586,930	4,163,250
100420	6133	Driver Incentive	1,100	40,000	-	40,000	-	20,000
100420	6143	Lease/Rental - Facilities	5,075	5,100	-	5,100	2,333	2,000
100420	6172	Property/Auto/Liability	318,245	287,000	-	287,000	143,378	282,000
100420	6173	Worker's Compensation	17,803	13,600	-	13,600	6,802	19,200
100420	6174	Insurance Deductible	25,553	20,000	-	20,000	1,511	15,000
		Total Operating & Insurance	5,524,675	6,059,700	(2,359,380)	3,700,320	2,011,104	5,119,800
		Total Operating Costs	6,791,240	7,427,300	(2,838,300)	4,589,000	2,436,575	6,469,290
100420	6207	Capital Costs of Operating	139,166	247,100	(44,400)	202,700	35,216	557,500
		Total Operations Expenditures	\$ 6,930,406	\$ 7,674,400	\$ (2,882,700)	\$ 4,791,700	\$ 2,471,792	\$ 7,026,790

SOUTHWEST TRANSIT
2020 FINAL AMENDED BUDGET AND
2021 ADOPTED BUDGET

General Fund (100)

BUSINESS UNIT	OBJECT ACCOUNT	DESCRIPTION	Actual 2019	2020 Adopted Budget	Amendments	2020 Final Amended Budget	YTD June 2020	2021 Adopted Budget
EXPENDITURES								
VEHICLE MAINTENANCE (100430)								
100430	6003	Regular Salaries and Wages	\$ 846,840	\$ 827,700	\$ (77,700)	\$ 750,000	\$ 346,237	\$ 736,000
100430	6005	Wages - Part-Time	44,510	54,000	(14,000)	40,000	21,759	46,406
100430	6007	PTO Payout	-	-	12,000	12,000	5,459	12,000
100430	6008	Overtime	13,896	10,000	(7,500)	2,500	868	5,000
100430	6017	Employer FICA	-	65,200	-	65,200	26,402	59,300
100430	6018	Employer PERA	-	59,800	-	59,800	26,526	57,100
100430	6019	Employer Health & Dental	-	120,700	-	120,700	40,360	109,300
100430	6020	Unemployment Compensation	4,294	-	-	-	-	10,000
100430	6021	Uniforms Allowance	18,414	16,000	-	16,000	8,975	5,000
100430	6023	Tuition Reimbursement	-	4,000	-	4,000	-	10,000
100430	6024	Other Employer Benefits	248,678	11,800	-	11,800	5,699	10,400
		Total Personal Services	1,176,632	1,169,200	(87,200)	1,082,000	482,285	1,060,506
100430	6057	Office Supplies	361	1,000	-	1,000	80	500
100430	6058	Postage & Shipping	3,510	7,000	(3,500)	3,500	737	4,000
100430	6059	Printing Costs	500	750	-	750	250	500
100430	6060	Small Tools & Equipment	7,500	8,500	(3,500)	5,000	880	19,200
100430	6063	Fleet Maint. & Inventory Softw	8,491	14,500	-	14,500	-	4,800
100430	6065	Radio Services & Supplies	4,161	4,000	(1,000)	3,000	465	2,000
100430	6066	Environmental Charges	8,246	16,000	-	16,000	2,976	12,000
100430	6067	Memberships and Dues	-	250	-	250	-	250
100430	6068	Mileage and Parking	80	400	-	400	-	400
100430	6069	Meetings Training & Conference	5,379	12,000	(6,000)	6,000	1,727	8,000
100430	6077	Other Administrative Charges	1,840	1,300	-	1,300	376	1,500
100430	6091	Communications	1,244	1,200	-	1,200	1,199	1,800
		Total Administrative Charges	41,312	66,900	(14,000)	52,900	8,692	54,950
100430	6112	Vehicle/Equip Mtc. Parts	502,333	555,000	(245,000)	310,000	159,188	475,000
100430	6114	Tires	64,059	120,000	(60,000)	60,000	18,622	72,000
100430	6115	Bus Washer Supplies	18,466	24,000	-	24,000	7,945	18,000
100430	6116	Vehicle/Equip Contracted Maint	38,444	50,000	(10,000)	40,000	15,357	30,000
100430	6117	Vehicle Bodyshop Repair	96,058	100,000	(20,000)	80,000	46,359	70,000
100430	6119	Pandemic	-	-	60,000	60,000	42,412	30,000
100430	6127	Diesel Exhaust Fluid	25,997	20,000	-	20,000	8,160	34,000
100430	6128	Fuel and Lubricants (DEF)	45,889	55,000	(10,000)	45,000	20,054	50,000
100430	6161	Vehicle Registration & Permits	-	1,000	-	1,000	-	1,000
100430	6172	Property/Auto/Liability	437	400	-	400	188	500
100430	6173	Worker's Compensation	23,895	27,500	-	27,500	13,721	31,700
		Total Operating & Insurance	815,578	952,900	(285,000)	667,900	332,007	812,200
		Total Operating Costs	2,033,522	2,189,000	(386,200)	1,802,800	822,983	1,927,656
100430	6207	Capital Costs of Operating	371,201	44,000	87,100	131,100	23,987	165,470
		Total Vehicle Maintenance Expenditures	\$ 2,404,723	\$ 2,233,000	\$ (299,100)	\$ 1,933,900	\$ 846,971	\$ 2,093,126

SOUTHWEST TRANSIT
2020 FINAL AMENDED BUDGET AND
2021 ADOPTED BUDGET

General Fund (100)

BUSINESS UNIT	OBJECT ACCOUNT	DESCRIPTION	Actual 2019	2020 Adopted Budget	Amendments	2020 Final Amended Budget	YTD June 2020	2021 Adopted Budget
EXPENDITURES								
FACILITY MAINTENANCE (100440 - 447)								
100440-447	6003	Regular Salaries and Wages	\$ 262,709	\$ 389,200	\$ (57,000)	\$ 332,200	\$ 170,708	\$ 375,200
100440-447	6005	Wages - Part-Time	114,278	81,200	-	81,200	45,895	100,500
100440-447	6007	PTO Payout	-	-	7,000	7,000	3,814	7,000
100440-447	6008	Overtime	1,930	5,000	-	5,000	1,396	5,000
100440-447	6017	Employer FICA	-	34,900	-	34,900	18,281	36,400
100440-447	6018	Employer PERA	-	31,800	-	31,800	16,156	35,100
100440-447	6019	Employer Health & Dental	-	76,200	-	76,200	25,162	73,600
100440-447	6020	Unemployment Compensation	1,560	-	-	-	-	10,000
100440-447	6021	Uniforms Allowance	4,300	2,500	-	2,500	1,812	3,500
100440-447	6023	Tuition Reimbursement	2,521	-	-	-	-	1,000
100440-447	6024	Other Employer Benefits	100,546	7,300	-	7,300	2,451	6,700
		Total Personal Services	487,843	628,100	(50,000)	578,100	285,674	654,000
100440-447	6041	Facility Security Costs	37,114	27,300	-	27,300	11,760	21,000
100440-447	6060	Small Tools & Equipment	9,924	9,500	-	9,500	1,013	8,200
100440-447	6064	Exterminating Services	390	1,000	-	1,000	-	2,000
100440-447	6067	Memberships and Dues	595	500	-	500	580	2,000
100440-447	6068	Mileage and Parking	-	300	-	300	-	300
100440-447	6069	Meetings Training & Conference	2,945	5,000	-	5,000	2,380	6,000
100440-447	6077	Other Administrative Charges	121	100	-	100	292	400
100440-447	6087	Utilities - Electric	-	109,500	-	109,500	46,027	106,000
100440-447	6088	Utilities - Gas	-	55,000	-	55,000	27,486	54,000
100440-447	6089	Utilities - Water/Sewer	-	21,000	-	21,000	8,430	20,500
100440-447	6090	Utilities - Other	180,650	20,000	-	20,000	(184)	48,500
100440-447	6091	Communications	36,482	38,500	-	38,500	19,189	37,800
100440-447	6092	Refuse Service	14,834	12,000	-	12,000	5,375	13,000
100440-447	6093	Internet & Cable Service	38,558	50,200	-	50,200	24,022	42,900
		Total Administrative Charges	321,613	349,900	-	349,900	146,370	362,600
100440-447	6112	Vehicle/Equip Mtc. Parts	-	-	-	-	228	-
100440-447	6116	Vehicle/Equip Contracted Maint	346	10,000	-	10,000	-	10,000
100440-447	6137	General Operating Supplies	51,212	51,500	-	51,500	28,875	51,000
100440-447	6138	Sand & Salt Supplies	9,246	15,000	-	15,000	6,195	15,000
100440-447	6139	Contract Repair- Equip. & Blds	78,774	95,000	-	95,000	51,281	89,000
100440-447	6144	Lease/Rentals - Snow Equipment	-	45,000	(20,000)	25,000	11,955	20,000
100440-447	6157	Contract Facility Maintenance	97,045	68,000	-	68,000	49,551	67,200
100440-447	6158	Contracted Snow Removal	42,761	-	-	-	-	-
100440-447	6159	Exterior & Lot Maintenance	14,891	27,500	-	27,500	5,156	26,000
100440-447	6161	Vehicle Registration & Permits	1,555	650	-	650	400	900
100440-447	6162	Other Taxes and Fees	400	500	-	500	-	500
100440-447	6163	Elevator Maintenance Services	17,336	17,800	-	17,800	13,039	22,800
100440-447	6172	Property/Auto/Liability	85,956	74,900	-	74,900	36,989	83,700
100440-447	6173	Worker's Compensation Insurance	16,201	18,300	-	18,300	9,134	35,400
		Total Operating & Insurance	415,723	424,150	(20,000)	404,150	212,805	421,500
		Total Operating Costs	1,225,179	1,402,150	(70,000)	1,332,150	644,849	1,438,100
100440-447	6207	Capital Costs of Operating	201,683	85,500	169,500	255,000	85,315	794,025
		Total Facility Maintenance Expenditures	1,426,862	1,487,650	99,500	1,587,150	730,164	2,232,125
		Other Financing Sources (Uses)						
		Capital Costs of Operating/transfers	-	170,000	-	170,000	-	-
		5307 NTD Schedule in 2021 Budget	-	-	642,087	642,087	-	419,000
		5307 NTD Schedule in 2021 Budget	-	-	-	-	-	365,000
		Total Other Financing Sources (Uses)	-	170,000	642,087	812,087	-	784,000
		Total 100 Expenditures	\$ 12,209,778	\$ 13,035,850	\$ (2,630,913)	\$ 10,404,937	\$ 4,668,548	\$ 13,572,333

SOUTHWEST TRANSIT
2020 FINAL AMENDED BUDGET AND
2021 ADOPTED BUDGET

Capital Fund - State of Good Repairs/Asset Management

BUSINESS UNIT	OBJECT ACCOUNT	DESCRIPTION	Actual 2019	2020 Adopted Budget	Amendments	2020 Final Amended Budget	YTD June 2020	2021 Adopted Budget
Revenues								
280320	4102	Interest on Investments	\$ 273,136	\$ 15,000	\$ 100,000	\$ 115,000	\$ 102,868	\$ 50,000
280320	4112	Interest on Contract	164,190	155,790	-	155,790	121,531	148,346
280320	4122	Load Repayment	163,830	172,230	-	172,230	42,479	179,675
280320	4134	Miscellaneous Revenue	292,036	-	-	-	-	-
		Total Revenues	893,192	343,020	100,000	443,020	266,878	378,021
Expenditures								
280400	6206	Improvements Other than Blds.	17,171	22,000	-	22,000	-	3,150,000
280442	6204	Capital Outlay - Building	1,341,914	2,210,000	3,375,000	5,585,000	2,825,226	80,000
		Total Expenditures	1,359,085	2,232,000	3,375,000	5,607,000	2,825,226	3,230,000
Other Financing Sources (Uses):								
280351	4154	Issuance of Capital Lease	-	-	4,266,933	4,266,933	4,266,933	-
280351	4156	Transfer In - Other	3,093,670	2,210,000	(2,210,000)	-	-	-
280440	6223	Transfer Out - Other	(3,733,799)	(2,243,182)	(3,783,635)	(6,026,817)	-	-
		Net Transfers	(640,129)	(33,182)	(1,726,702)	(1,759,884)	4,266,933	-
		Net change	(1,106,022)	(1,922,162)	(5,001,702)	(6,923,864)	1,708,585	(2,851,979)
		Projected Current Year Fund Balance				\$ 4,927,323		
		Projected Following Year's Fund Balance						\$ 2,075,344

SOUTHWEST TRANSIT
2020 FINAL AMENDED BUDGET AND
2021 ADOPTED BUDGET

Debt Service Fund

BUSINESS UNIT	OBJECT ACCOUNT	DESCRIPTION	Actual 2019	2020 Adopted Budget	Amendments	2020 Final Amended Budget	YTD June 2020	2021 Adopted Budget
Revenues								
408320	4102	Interest on Investments	\$ 150	\$ -	\$ -	\$ -	\$ -	\$ -
408350	4065	NTD Funding	318,416	231,335	(2,957)	228,378	228,378	-
		Total Revenues	318,566	231,335	(2,957)	228,378	228,378	-
Expenditures								
408442	6145	Principal - Capital Lease	1,596,577	231,335	6,841,618	7,072,953	1,554,449	-
408442	6160	Interest on Capital Lease	102,421	33,182	436,517	469,699	43,142	-
		Total Expenditures	1,698,998	264,517	7,278,135	7,542,652	1,597,591	-
Other Financing Sources (Uses):								
408351	4154	Issuance of Capital Lease	-	-	1,233,067	1,233,067	1,233,067	-
408351	4156	Transfer In - Other	1,095,819	33,182	5,993,635	6,026,817	6,026,818	-
		Net Transfers	1,095,819	33,182	7,226,702	7,259,884	6,026,818	-
		Net change	(284,613)	-	(54,390)	(54,390)	4,657,605	-
		Projected Current Year Fund Balance				\$ -		
		Projected Following Year's Fund Balance						\$ -

SOUTHWEST TRANSIT
2020 FINAL AMENDED BUDGET AND
2021 ADOPTED BUDGET

BUSINESS UNIT	OBJECT ACCOUNT	Description	Actual 2019	2020 Adopted Budget	Amendments	2020 Final Amended Budget	YTD June 2020	2021 Adopted Budget
Facility Maintenance SWS 440								
100440	6021	Uniforms Allowance	\$ 637	\$ -	\$ -	\$ -	\$ -	\$ -
100440	6041	Facility Security Costs	4,394	6,000	-	6,000	3,324	3,800
100440	6060	Small Tools & Equipment	4,169	3,500	-	3,500	-	2,000
100440	6064	Exterminating Services	195	-	-	-	-	1,000
100440	6069	Meetings Training & Conference	-	-	-	-	150	-
100440	6087	Utilities - Electric	-	23,500	-	23,500	11,880	24,000
100440	6089	Utilities - Water/Sewer	-	500	-	500	271	500
100440	6090	Utilities - Other	47,355	-	-	-	(184)	500
100440	6091	Communications	10,646	11,300	-	11,300	5,185	10,500
100440	6092	Refuse Service	2,454	-	-	-	-	-
100440	6093	Internet & Cable Service	4,799	5,100	-	5,100	6,437	4,200
100440	6116	Vehicle/Equip Contracted Maint	-	-	-	-	-	2,500
100440	6137	General Operating Supplies	10,299	10,000	-	10,000	6,323	10,000
100440	6139	Contract Repair- Equip. & Bids	11,743	19,000	-	19,000	9,981	15,000
100440	6157	Contract Facility Maintenance	12,456	15,000	-	15,000	4,842	13,000
100440	6158	Contracted Snow Removal	13,794	-	-	-	-	-
100440	6159	Exterior & Lot Maintenance	2,205	10,000	-	10,000	1,542	5,000
100440	6161	Vehicle Registration & Permits	658	250	-	250	400	500
100440	6163	Elevator Maintenance Services	8,069	7,600	-	7,600	8,020	8,600
100440	6172	Property/Auto/Liability	20,863	14,400	-	14,400	7,194	14,800
Total Business Unit 100440			154,734	126,150	-	126,150	65,367	115,900

SOUTHWEST TRANSIT
2020 FINAL AMENDED BUDGET AND
2021 ADOPTED BUDGET

BUSINESS UNIT	OBJECT ACCOUNT	Description	Actual 2019	2020 Adopted Budget	Amendments	2020 Final Amended Budget	YTD June 2020	2021 Adopted Budget
Facility Maintenance EPG Garage 442								
100442	6003	Regular Salaries and Wages	262,709	389,200	(57,000)	332,200	\$ 170,708	375,200
100442	6005	Wages - Part-Time	114,278	81,200	-	81,200	45,895	100,500
100442	6007	PTO Payout	-	-	7,000	7,000	3,814	7,000
100442	6008	Overtime	1,930	5,000	-	5,000	1,396	5,000
100442	6017	Employer FICA	-	34,900	-	34,900	18,281	36,400
100442	6018	Employer PERA	-	31,800	-	31,800	16,156	35,100
100442	6019	Employer Health & Dental	-	76,200	-	76,200	25,162	73,600
100442	6020	Unemployment Compensation	1,560	-	-	-	-	10,000
100442	6021	Uniforms Allowance	3,663	2,500	-	2,500	1,812	3,500
100442	6023	Tuition Reimbursement	2,521	-	-	-	-	1,000
100442	6024	Other Employer Benefits	100,481	7,300	-	7,300	2,451	6,700
100442	6041	Facility Security Costs	4,089	3,700	-	3,700	1,805	3,800
100442	6060	Small Tools & Equipment	240	3,000	-	3,000	479	3,200
100442	6064	Exterminating Services	195	1,000	-	1,000	-	1,000
100442	6067	Memberships and Dues	595	500	-	500	580	2,000
100442	6068	Mileage and Parking	-	300	-	300	-	300
100442	6069	Meetings Training & Conference	2,945	5,000	-	5,000	2,230	6,000
100442	6077	Other Administrative Charges	121	100	-	100	292	400
100442	6087	Utilities - Electric	-	20,000	-	20,000	3,819	20,000
100442	6088	Utilities - Gas	-	45,000	-	45,000	23,555	45,000
100442	6089	Utilities - Water/Sewer	-	15,000	-	15,000	6,149	15,000
100442	6090	Utilities - Other	-	20,000	-	20,000	-	48,000
100442	6091	Communications	65,344	20,000	-	20,000	-	10,000
100442	6092	Refuse Service	10,947	10,500	-	10,500	5,298	10,000
100442	6093	Internet & Cable Service	12,380	12,000	-	12,000	5,375	13,000
100442	6112	Vehicle/Equip Mtc. Parts	20,888	20,000	-	20,000	6,986	20,040
100442	6116	Vehicle/Equip Contracted Maint	-	-	-	-	228	-
100442	6137	General Operating Supplies	346	10,000	-	10,000	-	2,500
100442	6138	Sand & Salt Supplies	20,696	22,000	-	22,000	15,482	22,000
100442	6139	Contract Repair- Equip. & Bldg	9,246	15,000	-	15,000	6,195	15,000
100442	6144	Lease/Rentals - Snow Equipment	38,763	44,000	-	44,000	30,543	44,000
100442	6157	Contract Facility Maintenance	-	45,000	(20,000)	25,000	11,955	20,000
100442	6158	Contracted Snow Removal	37,417	20,000	-	20,000	32,539	21,200
100442	6159	Exterior & Lot Maintenance	3,792	-	-	-	-	-
100442	6161	Vehicle Registration & Permits	1,486	5,000	-	5,000	258	10,000
100442	6162	Other Taxes and Fees	898	400	-	400	-	400
100442	6163	Elevator Maintenance Services	400	500	-	500	-	500
100442	6172	Property/Auto/Liability	-	-	-	-	-	3,500
100442	6173	Worker's Compensation Insurance	23,902	22,000	-	22,000	10,991	31,400
			16,201	18,300	-	18,300	9,134	35,400
Total Business Unit 100442			758,032	986,400	(70,000)	916,400	459,567	1,047,640

SOUTHWEST TRANSIT
2020 FINAL AMENDED BUDGET AND
2021 ADOPTED BUDGET

BUSINESS UNIT	OBJECT ACCOUNT	Description	Actual 2019	2020 Adopted Budget	Amendments	2020 Final Amended Budget	YTD June 2020	2021 Adopted Budget
Facility Maintenance P & R 443								
100443	6041	Facility Security Costs	-	-	-	-	\$ 1,786	-
100443	6087	Utilities - Electric	-	1,500	-	1,500	341.76	-
100443	6090	Utilities - Other	1,626	-	-	-	-	-
100443	6137	General Operating Supplies	521	500	-	500	198.00	-
100443	6139	Contract Repair- Equip. & Bids	1,221	-	-	-	-	-
100444	6157	Contract Facility Maintenance	117	-	-	-	-	-
100443	6172	Property/Auto/Liability	1,281	2,000	-	2,000	595.92	-
Total Business Unit 100443			4,766	4,000	-	4,000	2,922	-
Facility Maintenance SWV 444								
100444	6024	Other Employer Benefits	\$ 65	-	-	-	\$ -	-
100444	6041	Facility Security Costs	16,126	5,600	-	5,600	1,551	4,200
100444	6060	Small Tools & Equipment	240	1,000	-	1,000	535	1,000
100444	6087	Utilities - Electric	-	26,500	-	26,500	15,487	30,000
100444	6089	Utilities - Water/Sewer	-	3,500	-	3,500	1,398	3,000
100444	6090	Utilities - Other	28,874	-	-	-	-	-
100444	6091	Communications	6,918	7,500	-	7,500	3,866	8,100
100444	6093	Internet & Cable Service	8,005	19,800	-	19,800	7,650	17,400
100444	6116	Vehicle/Equip Contracted Maint	-	-	-	-	-	2,500
100444	6137	General Operating Supplies	7,487	6,000	-	6,000	4,394	6,000
100444	6139	Contract Repair- Equip. & Bids	9,450	14,000	-	14,000	5,259	14,000
100444	6157	Contract Facility Maintenance	19,595	15,000	-	15,000	3,800	15,000
100444	6158	Contracted Snow Removal	10,891	-	-	-	-	-
100444	6159	Exterior & Lot Maintenance	6,231	5,000	-	5,000	3,067	5,000
100444	6163	Elevator Maintenance Services	4,651	5,000	-	5,000	5,019	5,500
100444	6172	Property/Auto/Liability	15,560	14,300	-	14,300	7,122	14,700
Total Business Unit 100444			134,093	123,200	-	123,200	59,147	126,400

SOUTHWEST TRANSIT
2020 FINAL AMENDED BUDGET AND
2021 ADOPTED BUDGET

BUSINESS UNIT	OBJECT ACCOUNT	Description	Actual 2019	2020 Adopted Budget	Amendments	2020 Final Amended Budget	YTD June 2020	2021 Adopted Budget
Facility Maintenance CTS 446								
100446	6041	Facility Security Costs	4,973	6,000	-	6,000	\$ 1,647	4,600
100446	6060	Small Tools & Equipment	5,035	1,000	-	1,000	-	1,000
100446	6087	Utilities - Electric	-	17,000	-	17,000	5,383	11,000
100446	6088	Utilities - Gas	-	6,000	-	6,000	1,924	5,000
100446	6089	Utilities - Water/Sewer	-	2,000	-	2,000	612	2,000
100446	6090	Utilities - Other	13,523	-	-	-	-	-
100446	6091	Communications	3,068	3,000	-	3,000	2,429	3,000
100446	6093	Internet & Cable Service	4,157	4,600	-	4,600	2,515	540
100446	6137	General Operating Supplies	6,161	6,000	-	6,000	1,149	6,000
100446	6139	Contract Repair- Equip. & Bldg	7,365	8,000	-	8,000	1,543	6,000
100446	6157	Contract Facility Maintenance	9,674	8,000	-	8,000	4,143	8,000
100446	6158	Contracted Snow Removal	4,525	-	-	-	-	-
100446	6159	Exterior & Lot Maintenance	3,267	4,500	-	4,500	167	3,000
100446	6163	Elevator Maintenance Services	2,172	2,500	-	2,500	-	2,500
100446	6172	Property/Auto/Liability	7,752	7,000	-	7,000	3,491	7,100
Total Business Unit 100446			71,673	75,600	-	75,600	25,002	59,740
Facility Maintenance ECS 447								
100447	6041	Facility Security Costs	7,531	6,000	-	6,000	\$ 1,647	4,600
100447	6060	Small Tools & Equipment	240	1,000	-	1,000	-	1,000
100447	6087	Utilities - Electric	-	21,000	-	21,000	9,116	21,000
100447	6088	Utilities - Gas	-	4,000	-	4,000	2,007	4,000
100447	6090	Utilities - Other	23,929	-	-	-	-	-
100447	6091	Communications	4,901	6,200	-	6,200	2,412	6,200
100447	6093	Internet & Cable Service	709	700	-	700	434	720
100447	6116	Vehicle/Equip Contracted Maint	-	-	-	-	-	2,500
100447	6137	General Operating Supplies	6,048	7,000	-	7,000	1,329	7,000
100447	6139	Contract Repair- Equip. & Bldg	10,233	10,000	-	10,000	3,955	10,000
100447	6157	Contract Facility Maintenance	17,786	10,000	-	10,000	4,228	10,000
100447	6158	Contracted Snow Removal	9,759	-	-	-	-	-
100447	6159	Exterior & Lot Maintenance	1,703	3,000	-	3,000	122	3,000
100447	6163	Elevator Maintenance Services	2,444	2,700	-	2,700	-	2,700
100447	6172	Property/Auto/Liability	16,599	15,200	-	15,200	7,595	15,700
Total Business Unit 100447			101,882	86,800	-	86,800	32,844	88,420
Total Expenditures Facilities (440-447)			1,225,179	1,402,150	(70,000)	1,332,150	644,849	1,438,100
100440	6207	Capital Costs of Operating	23,978	20,000	62,220	82,220	\$ -	100,000
100442	6207	Capital Costs of Operating	170,605	45,500	65,220	110,720	73,815	344,025
100444	6207	Capital Costs of Operating	-	-	18,220	18,220	11,500	100,000
100446	6207	Capital Costs of Operating	7,100	-	16,220	16,220	-	100,000
100447	6207	Capital Costs of Operating	-	20,000	7,620	27,620	-	150,000
Total Capital Costs of Operating			201,683	85,500	169,500	255,000	85,315	794,025
Total For Facilities			1,426,862	1,487,650	99,500	1,587,150	730,164	2,232,125

2020 Capital Costs of Operating and Other Capital Projects

Dept	PROJECT NAME	Note	2020 Final			Actual costs	Ordered or Not	Needs Commission Approval	Reasons to move forward with these items
			Adopted Budget	Amended Budget	Amended Total Budget				
OPS	Technology Upgrades	computer, switches, Monitors	70,000	53,700	70,000	in progress	yes	Operating budget	
OPS	Excavation Server Upgrade		25,000	78,700	78,700	in progress	yes	Part of the construction project at EPG. Project is done.	
OPS	Emailmt- Asset Management Software	Replace Somax & Dossier	54,000		54,000	in progress	yes	Already been approved	
EPG	Led Light upgrades	Will still have disposal fees for this	25,500	(13,300)	12,200	Ordered	yes	To finish all facility's with LED upgrade was on 2020, moved to 2021 and moved back to 2020	
ALL	Prof Fee- Pm for SWS,EPG,SWV, CTSS& ECS	20 year Preventive Maint/Asset Management IMPR.77k	60,000	17,000	77,000		yes	Already been done and approved in 2020	
SWS	Need to add to budget for SWS Electrical Conduit Relocation	MC Paid \$59,934.89		66,000	66,000		yes	Already been done and approved in 2020	
VM	Driver Barrier for 15MCI's			36,000	36,000	Ordered	yes	Already been done and approved in 2020	
EPG	Locker Rooms		20,000	20,000	20,000	in progress	yes	completed was approved by the commission for covid preparedness plan.	
SWV	Glass at SWV	Actual price	2,000	2,000	2,000	Ordered		To finish the 2020 garage remodel project	
EPG	Pre order bus wash soap	Actual price	10,000	10,000	8,283	Ordered		Was on 2021 moved forward to 2020. Glass seals broke and water inbetween it has fogged the glass and looks bad.	
EPG	Facility Toolbox and Tools	Still being purchased	15,000	15,000		in progress		Was on 2021 moved forward to 2020. To get it at 2020 prices.	
VM	Scrap Steel Bins	Actual price	1,000	1,000	981	Ordered		Was on 2021 moved forward to 2020. To better equip facility personnel so we don't have to borrow staff's personal tools.	
EPG	New Four Wheeler	Actual price	11,000	10,100	10,070	Ordered		Was on 2021 moved forward to 2020. To keep metal scrape room organized.	
EPG	Straight Plows for Bobcat	Actual price	6,400	6,400	6,349	Ordered		Was on 2021 moved forward to 2020. To use for all year utility vehicle, plowing, yard maintenance. ETC....	
EPG	Grapple for Bobcat	Actual price	6,000	3,100	3,009	Ordered		Was on 2021 moved forward to 2020. Item we identified after last snow season as a need to better remove snow and to get 2020 prices	
EPG	Bobcat Snow Bucket	Actual price	2,000	2,000	1,232	Ordered		Was on 2021 moved forward to 2020 this is a needed attachment for in house projects	
EPG	New Salt Shed	Actual price	4,000	2,800	2,781	Ordered		Was on 2021 moved forward to 2020. Item we identified as a need after last snow season to better remove snow and to get 2020 prices	
ECS	Cage for ECS	Actual price	11,400	11,400	11,377	Ordered		Was on 2021 moved forward to 2020. Old shed rusting out. It's need of replacement now.	
EPG	R.O. Window Equipment	Actual price	3,200	3,200	3,186	Ordered		Was on 2021 moved forward to 2020. To protect our equipment we keep onsite and additional storage.	
EPG	SF Wind Sign Holders x25	Actual price	6,000	6,000	5,914	Ordered		Was on 2021 moved forward to 2020. To better clean our facility windows and not have to sub contract this out anymore.	
VM	Snap On Appollo scan tool	Actual price	4,400	4,400	4,394	Ordered		Was on 2021 moved forward to 2020. To get it at 2020 prices.	
VM	Robin Air 34888HD a/c machine	Actual price	5,600	5,600	5,531	Ordered		Was on 2021 moved forward to 2020. Old scan tool can no longer be updated not completely compatible with 2019 or newer vehicles	
VM	345 Passenger Barriers for 15 MCI's	Actual price	39,100	39,100	39,072	Ordered	yes	Old machine is over 20 years old and recently broke, the part needed to repair the machine is no longer available.	
VM	Additional 345 Passenger Barriers for 15 MCI's	Actual price	39,100	39,100	39,072	Not Ordered	yes	Already been done and approved in 2020	
VM	Viper Floor machine for Shop	Actual price	5,900	5,900	5,824	Ordered		waiting commission approval. Can still get in 2020 this will add 15 more usable buses for route service while providing covid protection	
ALL	Popcorn Maker	Actual price	1,200	1,200	1,179	Ordered		The floor scrubber we currently have now will cost more to repair then it is worth and has been very unreliable the new unit has a 5 year full warranty	
								Was on 2021 moved forward to 2020. To get it at 2020 prices. To replace the unfixable one we had.	

2020 Capital Costs of Operating and Other Capital Projects

Dept	PROJECT NAME	Note	2020 Final			Actual costs	Ordered or Not	Needs Commission Approval	Reasons to move forward with these items
			Adopted Budget	Amended Budget	Amended Total Budget				
ALL	Walk-behind Brush Cutter	Actual price		2,900	2,900	2,894	Ordered		Was on 2021 moved forward to 2020. To get 2020 prices and to better maintain area of over growth we can't our normal mowing equipment.
EPG	TCGD Door 8 replacement and repairs to doors 2-6	Actual price		3,700	3,700	3,610	Ordered		we have some Damaged doors and others need repairs.
	Total 2020		234,500	359,300	588,800	235,403			

2021 Capital Costs of Operating and Other Capital Projects

Dept	PROJECT NAME	Note	2021		Actual costs	Ordered or Not	Needs Commission Approval
			Adopted Budget	Amended Total Budget			
EPG	New Roof for EP Garages A, B, Shop and Office	Per Walker 20 Asset plan	2,500,000			Not Ordered	Move a few years ahead getting the oldest parts of our roof for replaced pre 20 year asset plan done by Walker Consultants. We currently have a few areas that have minor leaks. Will need to bid to get Pricing. This is Walkers estimate.
EPG	Landscaping for EPG		50,000			Not Ordered	To finish the 2020 garage remodel project
EPG	Thermo Imaging	move to 2021	5,000			Not Ordered	Recommended in 20 year plan by walker Consultants Move to 2021. We found some minor cracking in the pre-cast that need repair before it gets bad.
ECS	ECS pre cast repairs	Per Walker 20 Asset plan	50,000			Not Ordered	To finish the 2020 garage remodel project
EPG	EPG Planter boxes	Per Walker 20 Asset plan	5,000			Not Ordered	Recommended in 20 year plan by walker Consultants
EPG	Caulk outside EPG	Per Walker 20 Asset plan	20,000			Not Ordered	To finish the 2020 garage remodel project
EPG	Fix Bird Bath in Asphalt		5,000			Not Ordered	Has been on a would like to do list years and since we have finished the Gas Pumps this would complete the project.
EPG	Fuel Island Canopy	Hav/Dobbs Design?	150,000			Not Ordered	Add to canopy project.
EPG	Concrete around outside Fuel Island	Add this to Canopy Project	10,000			Not Ordered	Will be used primarily for snow removal. Will be a great asset when SWS is complete and we have to haul snow away. It will also be used for grounds projects.
EPG	John Deere Loader	Off State Contract	150,000		144,497	Not Ordered	Will be used primarily for snow removal. Will be a great asset when SWS is complete and we have to haul snow away/loading trucks).
EPG	Loader snow blower	Off State Contract	115,000		111,284	Not Ordered	Will be used primarily for snow removal. Will be a great asset when SWS is complete and we have to haul snow away/loading trucks).
EPG	Trailer for hauling equipment	2 quotes Lano and RDO	30,000		29,600	Not Ordered	Needed for moving the facility equipment to and from all locations.
EPG	New Boom Lift	Off HGAC Buy (Houston-Galveston Area Consortium)	100,000		95,642	Not Ordered	Boomlift need for all locations for maintaining our facilities. Including window washing, building maintenance and contracted outside repairs. Rental and delivery is very expensive multiple times per year.
EPG	Small scissor lift	Off HGAC Buy (Houston-Galveston Area Consortium)	15,000		10,935	Not Ordered	Small lift to use inside of buildings and fits thru doors. Use for lights, window cleaning, painting.
ALL	Interchangeable LED Boards for stations	\$100,800 per best high quality billboard + installation	500,000 est.			Not Ordered	LED Digital Light Billboards for signage such as SF, Twins, Vikes, could sell add space and promote community events.
EPG	NO/GO Sensor & automated Initiators	Per Walker 20 Asset plan	50,000			Not Ordered	Recommended in 20 year plan by walker Consultants
EPG	Ventilation Equipment replacement	Per Walker 20 Asset plan	40,000			Not Ordered	Recommended in 20 year plan by walker Consultants
SWV	PM for SWV (NTD) funds	Per Walker 20 Asset plan	180,000			Not Ordered	Scheduled for 2021 NTD funds
CTS	PM for CTS (NTD) funds	Per Walker 20 Asset plan	130,000			Not Ordered	Scheduled for 2021 NTD funds
CTS	CTS Generator		75,000		75,000	Yes	Scheduled for 2021 NTD funds - no generator at CTS
EPG	Atmos Air installed in SWV, CTS and ECS	UHL's price	10,000		9,795	Ordered	Will be completed in February 2021 already approved by SWT commission.
EPG	New Bobcat scheduled for 2021 already	State contract price	62,875		62,875	Not Ordered	Scheduled for replacement in 2021 per our plan
EPG	Main Service GFI Testing at EPG	Per Walker 20 Asset plan	3,000			Not Ordered	Recommended in 20 year plan by walker Consultants
ALL	Used Truck Vacuum	State contract price	135,000			Not Ordered	To replace the Sweeper we currently have. It can be used year round + wet or dry. So we can keep the ramps cleaner and clean them more often.
VM	Drivers barriers for 30 MCI coaches	complete remaining MCI's	72,000		72,000	Not Ordered	Covid 19 protection for passengers and driver.
VM	Air purification 30 MCI's	complete remaining MCI's	33,000		32,940	Not Ordered	Covid 19 protection for passengers and driver. This will update the fleet with covid protection
VM	Atmos air in the first 15 MCI buses	Actual price	16,470		16,470	ordered	Will be completed in February 2021 already approved by SWT commission.
EPG	Atmos Air installed at EPG	UHL's price	18,150		18,150	Ordered	Will be completed in February 2021 already approved by SWT commission.
VM	Voice radio replacement program		44,000		26,000	Yes	Replacement of old outdated hand held radios and four spare for the new style bus radios.
OPS	FTA Local Match - Prime MD Vehicles		58,100		58,100	Not Ordered	Local Match requirement for awarded FTA Access and Mobility Grant for Prime MD expansion vehicles.

2021 Capital Costs of Operating and Other Capital Projects

Dept	PROJECT NAME	Note	2021		Amended Total Budget	Actual costs: Ordered or Not	Needs Commission Approval	
			Adopted Budget	Budget				
OPS	CMAQ Local Match - 494 Service Vehicles	10 Small Buses		320,000		320,000	Not Ordered	Local Match requirement for vehicles needed to operate awarded 494 Service CMAQ Grant.
OPS	Two Electric Vehicles for SW Prime			200,000		200,000	Not Ordered	Demonstrate DEV Efficiency on SW Prime
IT	IT Operational Costs	Computer/Switches/Monitors/Operating Materials		40,000		40,000	Not Ordered	Yearly IT Operational Costs.
IT	Exterior WIFI at EPG			3,000		3,000	Not Ordered	Install external wireless access points to support network operations
IT	SW Prime iPad Replacement			7,500		7,500	Not Ordered	Replace SW Prime aging iPads
IT	Website/Mobile App Updates			30,000		30,000	Not Ordered	New Item, We usually have a good amount of changes needed to coding and we should budget this going forward.
IT	Facility Camera Upgrades	Replace Servers as well.		60,000		60,000	Not Ordered	Replace aging camera servers at SWV, ECS and CTS. Replace some aging cameras.
IT	Remote Camera Trailer	Replace 2 existing camera heads as well.		35,000		35,000	Not Ordered	Add 1 camera trailer to assist with monitoring State Fair operations. Replace 2 older camera heads to match new technology.
IT	Bus WiFi Router Replacement			152,000		152,000	Not Ordered	Replace aging bus wifi routers with new 5G ready models
IT	Lobby Kiosk Upgrades			35,000		35,000	Not Ordered	Upgrade hardware in current lobby kiosks. Support more Touch Free options
IT	Pre loaded Go To Cards			25,000		25,000	Not Ordered	Customer service pre load Go To Bus Cards
Total 2021				5,520,095		1,670,788		

SOUTHWEST TRANSIT
2020 FINAL AMENDED BUDGET AND
2021 ADOPTED BUDGET

Budgeted Employee Full Time Equivalent

Department	Position	2019 Actual	2020 Adopted Budget	2020 Final Amended Budget	2021 Adopted Budget
Administration	Chief Executive Officer	1.00	1.00	1.00	1.00
Administration	CAO	-	-	-	1.00
Administration	HR Admin	1.00	1.00	1.00	1.00
Administration	Finance Director	1.00	1.00	1.00	1.00
Administration	Customer Service & Marketing	1.00	1.00	-	-
Administration	Customer Service Representative	1.00	1.00	1.00	1.00
Administration	Finance	1.00	1.00	1.00	1.00
Administration	Customer Service & Marketing	1.00	1.00	1.00	1.00
Administration	Customer Service & Marketing	1.00	1.00	-	-
Administration	Customer Service Representative/Ops Amb	0.75	0.50	0.50	-
Administration Total		8.75	8.50	6.50	7.00
Facility Mtc	Facility Maintenance Manager	1.00	1.00	1.00	1.00
Facility Mtc.	Facility Maintenance worker	1.00	1.00	1.00	1.00
Facility Mtc	Grounds and Construction Manager	1.00	1.00	1.00	1.00
Facility Mtc	Facility Maintenance worker	2.00	2.00	5.00	5.50
Facility Mtc	Utility Worker	-	2.00	1.00	1.00
Facility Mtc.	Part-time Facility Maintenance	2.00	2.00	-	-
Facility Mtc Total		7.00	9.00	9.00	9.50
Operations	Chief Operating Officer	1.00	1.00	0.50	1.00
Operations	Dispatcher/Supervisor	1.00	2.00	2.00	2.00
Operations	Finance and IT Support	1.00	1.00	1.00	1.00
Operations	Customer Service Representative	-	0.50	-	-
Operations	Operations & Planning Director	1.00	1.00	1.00	1.00
Operations	Associate Transit Planner	1.00	1.00	-	1.00
Operations	Supervisor of Technologies Security/Facilities	1.00	1.00	1.00	1.00
Operations Total		6.00	7.50	5.50	7.00
Vehicle Maintenance	Vehicle Maint Manager	1.00	1.00	1.00	1.00
Vehicle Maintenance	Vehicle Maint Supervisor	1.00	1.00	1.00	1.00
Vehicle Maintenance	Assistant Vehicle Maint Supervisor	1.00	1.00	1.00	1.00
Vehicle Maintenance	A Technician	2.00	3.00	2.00	2.00
Vehicle Maintenance	B Technician	2.50	2.50	1.50	2.50
Vehicle Maintenance	C Technician	3.00	2.00	3.00	2.00
Vehicle Maintenance	Inventory Control Specialist	1.00	1.00	1.00	1.00
Vehicle Maintenance	Apprentice Mechanic	1.00	1.00	1.00	1.00
Vehicle Maintenance	Utility Worker	2.00	-	-	0.50
Vehicle Maint Total		14.50	12.50	11.50	12.00
Total Positions		36.25	37.50	32.50	35.50